


Make ClickShare smarter with Neets Control



Four simple steps to get your presentation started

Imagine that you walk into a meeting room, plug-in a clickshare button and present! The display or projector turns on, the screen comes down and the sound turns on all without ANY other actions. Just plug-in and present. What could be easier than that?

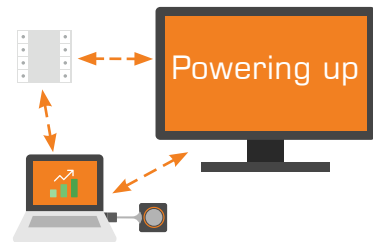
1



Plug it in

Connect your ClickShare Button to the USB-port or turn on the ClickShare app on your mobile device.


2



Let it happen

Neets control system will detect the ClickShare device and automatically trigger room functions such as display.

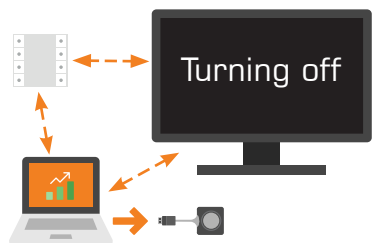
3



Press

Press the ClickShare Button to start your presentation and do your magic!

4



Unplug

Unplug the ClickShare Button and the Neets control system will automatically turn off display/ projector.

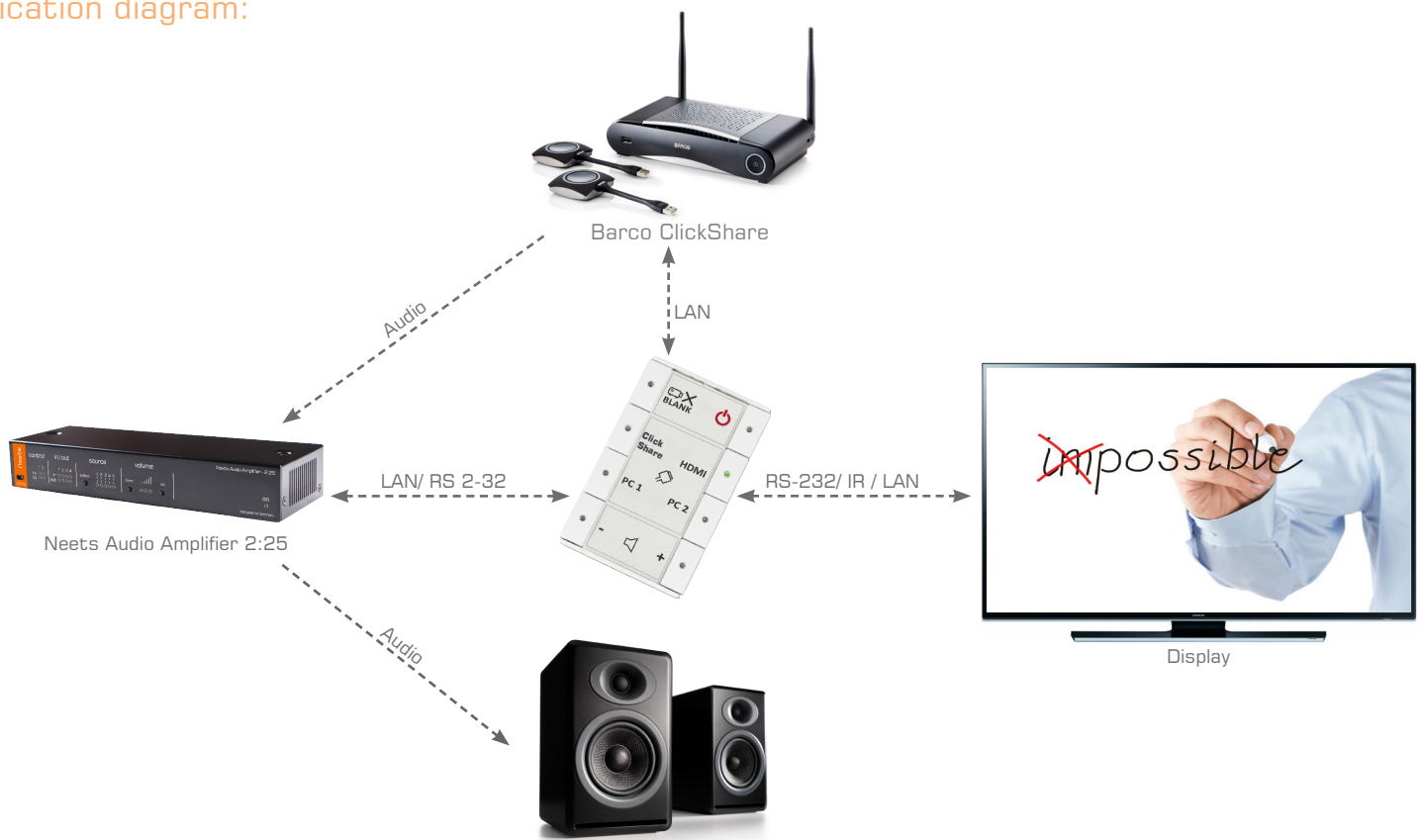
Neets
we make AV control systems

Key features:

With Neets Control Systems and Barco ClickShare together your rooms just got more simple. Neets provides complete room functionality and makes sure you get started without any frustration. Neets Control System detects when the ClickShare Button is connected and automatically turns on the AV equipment and select the ClickShare source. When finished simply disconnect the ClickShare Button and turn off the AV equipment.

- Plug & Play - Connect the ClickShare Button to your PC and you're ready to present
- Easy to use advanced AV equipment
- Same user interface in every room
- Start your presentation/ lecture right away
- Easy to share content with multiple users
- Neets Control Systems is connected to Barco ClickShare via LAN

Application diagram:



Supported Barco ClickShare:

Neets Control System:	EcHo Plus	SieRRa II	AlFa II	DelTa	TanGo
CS-100					
CSM-1	•	•	•	•	•
CSC-1	•	•	•	•	•
CSE-200		•	•	•	•